

SWITCH BOX SWITCH BOX

DemirVana

Technical Specifications,

- * 3D continuous visual position indicator
- * Easy adjustable spring forced CAM system
- * Standard IP67 enclosure
- * 2 pcs Open/Close mechanical or proximity switches
- * Easy adjustable brackets and suitable for all NAMUR VDI/VDE interface actuators
- * 8 strips on terminal box allows direct connection of solenoid valve inside the switch box.

Optional,

- * Eex d II B T6 Explosion Proof Type

Material List

Part Name	Material
Body	Powder Epoxy Coated Alu Die Cast
Indicator	Transparent Plastic
Bolt	AISI316 St. Steel
Stem	AISI316 St. Steel
Seal	EPDM


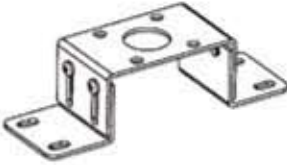
Type of Limit Switch Boxes

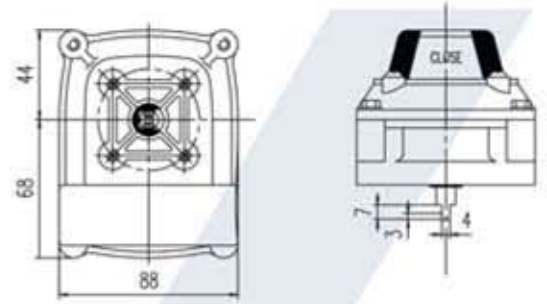
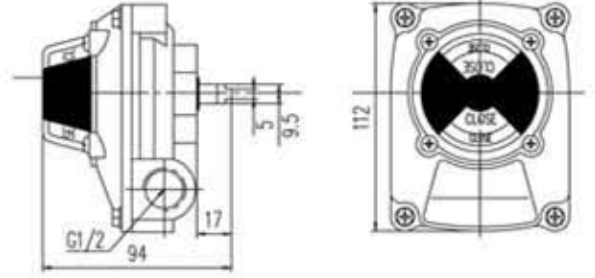
Model	Description
A250 PSM	IP67, O/C 3D Indicator, Open/Close Mechanical Sw. Box
A250 PSP	IP67, O/C 3D Indicator, Open/Close Proximity Sw. Box
A250 PSXM	IP67, O/C 3D Indicator, Open/Close Exp. Proof Mechanical Sw. Box
A250 PSXP	IP67, O/C 3D Indicator, Open/Close Exp. Proof Proximity Sw. Box

Technical Specifications

Item Code	Protectin Class	Working Temperature	Cable Gland	Terminal	Indicator	Switch Type
A250 PSM	IP67	-20 °C ~ + 80 °C	2 x M20 / PG13.5	8 Strips	3 D 0 ~ 90° Open-Close	Mechanical
A250 PSP	IP67	-20 °C ~ + 80 °C	2 x G1/2 / M20	8 Strips	3 D 0 ~ 90° Open-Close	Proximity

Bracket Dimensions

Model	Bracket Type	Mounting Dimensions
MB-1		30x80 H:20
MB-2		30x80 - 30x130 H:20-30 Adjustable
MB-3		30x80 - 30x130 H:50 Adjustable



Demir Vana ve Kontrol Elemanları Makina San. Tic. Ltd. Şti

Merkez Ofis : İkitelli OSB Pik Dökümcüler San.Sit CA Blok No:3 Başakşehir/İstanbul

Tel : +90 212 297 57 30 Fax : +90 212 297 57 33 E-mail : dv@demirvana.com Web : www.demirvana.com